



**Choose Collection Table**

Adjustable diffuser: 0° or 30° on vertical plan, 350° around vertical axis.  
On/off switch on body lamp.

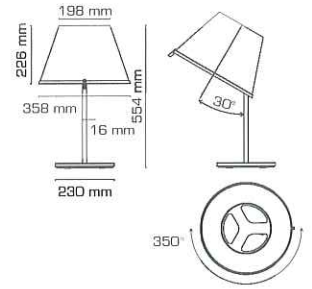
**Lamping**

○ max 1x75W (E 27) - A 60  
code: **1128030A**  
or  
⊞ max 1x13W (G24 q-1) - TC-DEL  
electronic ballast  
code: **1130030A**

**Materials**

Grey painted metal structure,  
transparent and red polycarbonate  
diffuser.

IP 20 □ F



**Choose Collection Floor**

Adjustable diffuser: 0° or 30° on vertical plan, 350° around vertical axis.  
On/off switch on power cable.

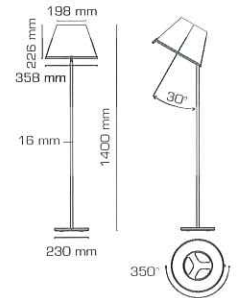
**Lamping**

○ max 2x75W (E 27) - A 60  
code: **1136030A**  
or  
⊞ max 2x13W (G24 q-1) - TC-DEL  
electronic ballast  
code: **1137030A**

**Materials**

Grey painted metal structure,  
transparent and red polycarbonate  
diffuser.

IP 20 □ F



**Choose Collection Wall IP 23**

It can be placed in damp location.

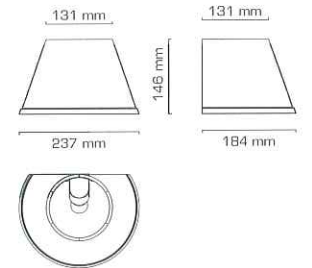
**Lamping**

○ max 1x60W (E 14) - D 45  
code: **1142030A**

**Materials**

Transparent and red polycarbonate  
diffuser.

IP 23 □ F



**Choose Collection Wall**

On/off switch on body lamp.

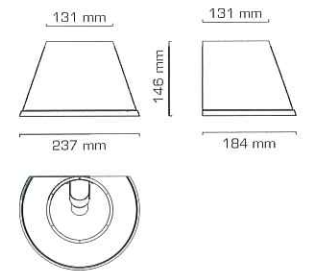
**Lamping**

○ max 1x60W (E 14) - D 45  
code: **1140030A**

**Materials**

Transparent and red polycarbonate  
diffuser.

IP 20 □ F



**Choose Collection LED**

Adjustable body lamp: 350° external ring, vertical rotation of internal body lamp.  
On/off switch on body lamp.


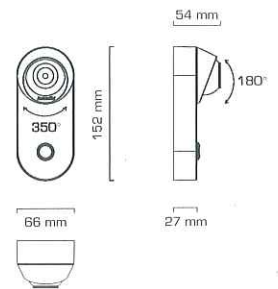
**Lamping**

1W white L.E.D. (2700 °K)  
code: **1143010A**

**Materials**

Grey painted polycarbonate body lamp.

IP 20 □ F



**Choose Collection Wall + LED**

Adjustable L.E.D. body lamp: 350° external ring, vertical rotation of internal body lamp.  
The two sources are managed separately by two on/off switches on the body lamp.

**Lamping**

○ max 1x60W (E 14) - D 45 +  
1W white L.E.D. (2700 °K)  
code: **1141030A**

**Materials**

Transparent and red polycarbonate  
diffuser;  
grey painted polycarbonate L.E.D. body  
lamp.

IP 20 □ F

